



HUSH BOXX 88 SILENCERS

- Very quiet silencers
- Will produce a modified sound that will comply with the J2567 standard and industry standard of 88 dB or less
- Durable steel welded construction
- CFM flow rates to match OEM flow rates for modern fuel-injected engines
- Significant weight reduction
- Easy installation - all parts included
- Black ceramic finish



FITS MODEL	AVERAGE HORSEPOWER GAINS	PART #
ARCTIC CAT		
M6000/M8000 (Ascender platform) ZR, XF (all units) 18-19	3	1841-0254
F800 LXR/F800 Sno Pro, XF 800 Sno Pro, XF 800 High Country, M800, M800 Sno Pro, M800 HCR, Sno Pro RR, 8000 Crosstour, ZR/M/XF 8000 (all units) 13-18	3	1841-0254
POLARIS		
600 AXYS platform 15-19	3	1841-0256
800 Pro RMK, 800 RMK Assault 155, 800 RMK, 800 Switchback Assault 144, 800 Switchback/Pro-R/800 Indy SP (does not include AXYS platform) 13-16	2	1841-0255
800 Rush Pro R, 800 Rush 13-14	2	1841-0255
800 AXYS platform 15-19	2	1841-0256
850 (all) 19	2	1841-0257
SKI-D00		
800 E-Tec (all units) XP, XM, XS, T3 Package 11-19	3	1841-0258
850 E-Tec Rev 4 Summit, Renegade, MXZ 17-19	3	1841-0259


POWERMADD

STAR SERIES HANDGUARD LED TURN SIGNAL KIT

- Super bright LED lights
- White running light, amber turn signal
- Works with OEM turn signals
- Four-wire installation
- Uses plug-n-play wire harnesses in place of stock turn signals
- Requires Star Series handguards and mount kit, PART #14252X, for on or off road motorcycles
- Mount kits, PART #s 0635-1472, 0635-1473, 0635-1474 and 0635-1552 required for Harley-Davidson applications; see the 2018 Parts Europe FatBook



2020-1701



2040-2286

DESCRIPTION	PART #
LED turn signal kit	2020-1701
Plug-n-play wire harness for FLHX/FLTRX 14-19	2040-2286
Plug-n-play wire harness for FLTR 04-13, FXD 07-17 (except FXDL/S)	2040-2287



2040-2288



2040-2289

POWERMADD

AUTOMATIC REVERSE LED LIGHT KITS FOR YAMAHA ATV/UTV

- Easy installation with plug-n-play hardware
- Aluminum LED light housing and brackets
- Waterproof switch includes manual override
- IP67 waterproof rating; 800 lumens
- 30.000 hour lifespan

DESCRIPTION	PART #
For Grizzly and Kodiak ATV	2040-2288
For Rhino, Viking, Wolverine UTV	2040-2289

POWERMADD

SENTINEL HANDGUARD LED TURN SIGNAL KIT

- Super bright LED lights
- White running light, amber turn signal
- Works with OEM turn signals
- Four-wire installation works on any motorcycle with existing turn signals and 22 mm (7/8") handlebars
- Uses plug-n-play wire harnesses in place of stock turn signals
- Requires Sentinel handguards and mount kit, PART #0635-1065 for on or off road motorcycles; see 2018 Parts Europe Offroad catalog



NOTE: Motorcycles without OEM LED turn signals will require a fixed-rate turn signal flasher.

DESCRIPTION	PART #
Sentinel turn signal kit	2020-1702



STRAIGHTLINE PERFORMANCE

NIGHT CRUISER LED LIGHTS

- Kits include front V-bar bumper LED lights only
- V-Bar designed to be mounted on the nose cone above the bumper or used with Straightline Performance front bumper
- Night Cruiser Remix uses an IOS or Andriod mobile device to control the LED light color, which can be changed infinitely between colors and strobe patterns
- Remix can also be synchronized to music downloaded on your smartphone
- Completely waterproof LEDs and anodized housing
- Plug-and-play, using OEM matched connectors for your machine
- Comes complete with mounting hardware and instructions
- Installs in under an hour



2040-2251


COLOR	PART #
ARCTIC CAT/POLARIS/YAMAHA VIPER (EXCEPT POLARIS 850)	
White	2040-2253
Color Remix	2040-2254
POLARIS 850	
White	2040-2255
Color Remix	2040-2256
SKI-D00 17-19	
White	2040-2251
Color Remix	2040-2252



HURRICANE 175 CROSS COUNTRY TRACKS

- If you attack the nastiest trails, roughest ditchlines and off-trail terrain, the cross country tracks are built for you
- Provide exceptional hookup on loose/soft snow and powder
- Extremely predictable and precise tracking for superior handling

NOTE: When installing track with taller lug, check clearance between bulkhead and tunnel.



DIMENSIONS	DRIVE PITCH	LUG HEIGHT	WEIGHT	FEATURES	RECOMMENDED USE	PART #
HURRICANE 175 - BETTER TRACK EFFICIENCY AT TRAIL SPEED AND ENHANCED TRACTION IN DEEP POWDER SNOW						
38 cm x 305 cm (15" x 120")	72,6 mm (2,86")	44,5 mm (1,75")	16,8 kg (37 lb)	Cupped profile lugs	Deep snow	1240-0280
38 cm x 328 cm (15" x 129")	72,6 mm (2,86")	44,5 mm (1,75")	18,1 kg (40 lb)	Cupped profile lugs	Deep snow	1240-0281
38 cm x 348 cm (15" x 137")	72,6 mm (2,86")	44,5 mm (1,75")	19,1 kg (42 lb)	Cupped profile lugs	Deep snow	1240-0282
38 cm x 371 cm (15" x 146")	72,6 mm (2,86")	44,5 mm (1,75")	20 kg (44 lb)	Cupped profile lugs	Deep snow	1240-0283

STORM 150 HIGH-PERFORMANCE TRAIL TRACKS


- For aggressive adrenaline-fueled performance both on and off trail
- The Camso Storm 150 is designed for modern rider-forward with a unique two-lug height design
- It provides breathtaking acceleration on-trail, excellent flotation off-trail and crisp control under all circumstances
- 31,8 mm (1,25") outer lugs provide power through the tightest turns with ease, maintaining momentum and rider control
- 38,1 mm (1,5") cup-shaped center lugs provide deep-snow flotation, and gut-wrenching acceleration on packed trails
- Optimized support columns provide the right balance of lug rigidity and flex for performance across the entire power band



DIMENSIONS	DRIVE PITCH	LUG HEIGHT	WEIGHT	FEATURES	RECOMMENDED USE	PART #
STORM 150 - UNIQUE DUAL-LUG HEIGHT PROVIDES BETTER ACCELERATION AND BRAKING THAN COBRA AND RIPSAW						
38 cm x 305 cm (15" x 120")	72,6 mm (2,86")	31,8 mm/38,1 mm (1,25"/1,5")	15,9 kg (35 lb)	Fully clipped	On/off trail	1240-0264
38 cm x 328 cm (15" x 129")	72,6 mm (2,86")	31,8 mm/38,1 mm (1,25"/1,5")	16,8 kg (37 lb)	Fully clipped	On/off trail	1240-0265
38 cm x 348 cm (15" x 137")	72,6 mm (2,86")	31,8 mm/38,1 mm (1,25"/1,5")	18,1 kg (40 lb)	Fully clipped	On/off trail	1240-0266
38 cm x 371 cm (15" x 146")	72,6 mm (2,86")	31,8 mm/38,1 mm (1,25"/1,5")	19,1 kg (42 lb)	Fully clipped	On/off trail	1240-0267

ICE STORM 150 ICE TECH TRACKS

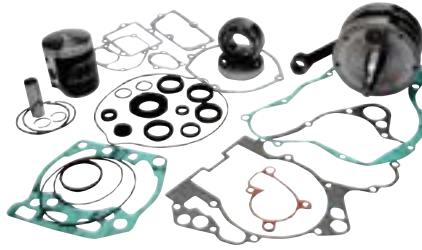
- With its factory-installed studs, the Camso Ice Storm 150 makes precise turns on icy hills, packed snow and groomed trails, powering through the most challenging conditions with ease
- Camso's unique two-height lug design offers deep-snow flotation with handlebar-gripping acceleration
- Factory pre-studded for improved traction and control on ice conditions
- 31,8 mm (1,25") outer lugs provide power through the tightest turns with ease, maintaining momentum and rider control
- 38,1 mm (1,5") cup-shaped center lugs provide deep-snow flotation, and gut-wrenching acceleration on packed trails



DIMENSIONS	DRIVE PITCH	LUG HEIGHT	WEIGHT	FEATURES	RECOMMENDED USE	PART #
ICE STORM 150 - PRE-STUDED VERSION OF THE STORM 150 WITH THE SAME GREAT FEATURES						
38 cm x 305 cm (15" x 120")	72,6 mm (2,86")	31,8 mm/38,1 mm (1,25"/1,5")	15,9 kg (35 lb)	Fully clipped; dual lug height	On/off trail	1240-0276
38 cm x 328 cm (15" x 129")	72,6 mm (2,86")	31,8 mm/38,1 mm (1,25"/1,5")	16,8 kg (37 lb)	Fully clipped; dual lug height	On/off trail	1240-0277
38 cm x 348 cm (15" x 137")	72,6 mm (2,86")	31,8 mm/38,1 mm (1,25"/1,5")	18,1 kg (40 lb)	Fully clipped; dual lug height	On/off trail	1240-0278
38 cm x 371 cm (15" x 146")	72,6 mm (2,86")	31,8 mm/38,1 mm (1,25"/1,5")	19,1 kg (42 lb)	Fully clipped; dual lug height	On/off trail	1240-0279

GARAGE BUDDY**COMPLETE ENGINE REBUILD KITS**

- Includes all top-and bottom-end components for a complete engine rebuild
- 4-stroke kits include a premium forged piston kit with stock compression ratio and a high-quality cam chain
- 2-stroke kits include a Pro-Lite® piston
- Crankshaft and rod assembly designed and inspected to assure durability
- Kit includes main bearings, seals, gaskets, a Wiseco hour meter and bracket

**ATV/UTV APPLICATIONS**

FITS MODEL	BORE SIZE (MM)	COMPRESSION RATIO	ADDITIONAL INFO	PART #
HONDA				
TRX400EX 99-04	86.0	10.0:1	Cam chain included	0903-1513
	87.0	10.0:1	Cam chain included	0903-1514
TRX400EX/X 05-14	86.0	10.0:1	Cam chain included	0903-1515
	87.0	10.0:1	Cam chain included	0903-1516
YAMAHA				
YFS200 Blaster 88-06	66.0	-	Pro-Lite piston	0903-1492
	66.5	-	Pro-Lite piston	0903-1493
	67.0	-	Pro-Lite piston	0903-1494
Warrior/Raptor 350 87-13	83.0	10.25:1	Cam chain included	0903-1521
	83.5	10.25:1	Cam chain included	0903-1522
	84.0	10.25:1	Cam chain included	0903-1523
YFZ350 Banshee 87-06	64.0	-	Pro-Lite piston	0903-1486
	64.5	-	Pro-Lite piston	0903-1487
	65.0	-	Pro-Lite piston	0903-1488
	65.5	-	Pro-Lite piston	0903-1489
	66.0	-	Pro-Lite piston	0903-1490
YFM660F Grizzly 02-08	100.0	9.9:1	Cam chain included	0903-1534
YFM660R Raptor 01-05	101.0	9.9:1	Cam chain included	0903-1518
YRX660 Rhino 04-07	100.0	9.9:1	Cam chain included	0903-1534

OFFROAD APPLICATIONS

FITS MODEL	BORE SIZE (MM)	COMPRESSION RATIO	ADDITIONAL INFO	PART #
HONDA				
CR85R 03-04	47,5	-	Pro-Lite piston	0903-1495
CR125R 01-02	54,0	-	Pro-Lite piston	0903-1496
CR250R 97-01	66,4	-	Pro-Lite piston	0903-1491
CR250R 02-04	66,4	-	Pro-Lite piston	0903-1517
CR250R 05-07	78,0	-	GP Series piston	0903-1548
CRF250R 04-07	78,0	12,9:1	Cam chain included	0903-1531
CRF250R 08-09	78,0	13,1:1	Cam chain included	0903-1537
CRF250R 10-13	76,8	13,2:1	Cam chain included	0903-1546
CRF250R 14-15	76,8	13,5:1	Cam chain included	0903-1547
CRF450R 02-06	96,0	12,0:1	Cam chain included	0903-1524
CRF450R 07	96,0	12,0:1	Cam chain included	0903-1525
HUSABERG				
TE125 12-14	54,0	-	Pro-Lite piston	0903-1536
HUSQVARNA				
TC85 17-18	45,0	-	Pro-Lite piston	0903-1539
TC125 / TE125 14-15	54,0	-	Pro-Lite piston	0903-1536
KAWASAKI				
KX60 85-03	43,0	-	Standard piston	0903-1512
KX65 00-05	44,5	-	Standard piston	0903-1497
KX85 01-05	48,5	-	Pro-Lite piston	0903-1500
KX85 06-13	48,5	-	Pro-Lite piston	0903-1543
KX100 95-97	52,5	-	Pro-Lite piston	0903-1498
KX100 98-05	52,5	-	Pro-Lite piston	0903-1499
KX100 06-13	52,5	-	Pro-Lite piston	0903-1542
KX250 93-01	66,4	-	Pro-Lite piston	0903-1511



GARAGE BUDDY OFFROAD APPLICATIONS (CONT)

FITS MODEL	BORE SIZE (MM)	COMPRESSION RATIO	ADDITIONAL INFO	PART #
KAWASAKI (CONT)				
KX250F 06	77,0	13,5:1	Cam chain included	0903-1532
KX250F 07-08	77,0	13,5:1	Cam chain included	0903-1533
KTM				
65SX 03-08	45,0	-	Pro-Lite piston	0903-1538
65SX 09-18	45,0	-	Pro-Lite piston	0903-1539
85SX 04-12	47,0	-	Standard piston	0903-1540
125SX 07-15	54,0	-	Pro-Lite piston	0903-1536
SUZUKI				
RM60 03	43,0	-	Standard piston	0903-1512
RM65 03-05	44,5	-	Standard piston	0903-1497
RM125 01-03	54,0	-	Pro-Lite piston	0903-1501
RM125 04-10	54,0	-	Pro-Lite piston	0903-1520
RM250 03-04	66,4	-	Pro-Lite piston	0903-1544
RM250 05-10	66,4	-	Pro-Lite piston	0903-1545
YAMAHA				
YZ80 93-01	47,0	-	Pro-Lite piston	0903-1502
YZ85 02-18	47,5	-	Pro-Lite piston	0903-1503
YZ125 98-00	54,0	-	Pro-Lite piston	0903-1504
YZ125 01	54,0	-	Pro-Lite piston	0903-1505
YZ125 02	54,0	-	Pro-Lite piston	0903-1506
YZ125 03-04	54,0	-	Pro-Lite piston	0903-1507
YZ125 05-18	54,0	-	Pro-Lite piston	0903-1541
WR250F 05-13	77,0	12,5:1	Cam chain included	0903-1530
YZ250 99-00	66,4	-	Pro-Lite piston	0903-1508
YZ250 01	66,4	-	Pro-Lite piston	0903-1509
YZ250 02	66,4	-	Pro-Lite piston	0903-1510
YZ250 03-18	66,4	-	Pro-Lite piston	0903-1519
YZ250F 03-04	77,0	12,5:1	Cam chain included	0903-1527
YZ250F 05-07	77,0	12,5:1	Cam chain included	0903-1528
YZ250F 08-11	77,0	13,5:1	Cam chain included	0903-1529
YZ250X 16-18	66,4	-	Pro-Lite piston	0903-1519
YZ450F 03-05	95,0	12,5:1	Cam chain included	0903-1526
YZ450F 06-09	95,0	13,0:1	Cam chain included	0903-1535

**ENGINE HOUR/TACH METER**

- Measures engine operating hours
- Includes log book to track service intervals and a universal mounting bracket
- For all gasoline engines

DESCRIPTION	PART #
Engine hour meter	2212-0733

**SUPER COILS**

- Allows faster rise time, higher voltage and maximum spark energy to the plugs
- Fits in the OEM location
- Quicker starting and improved idle
- Crisper throttle response

FITS MODEL	PART #
VICTORY	
For all models 08-16	2102-0395





ECE 22.05



F.I. SESSION HELMET

- Helmet is equipped with MIPS® technology
- Multi-density EPS liner for impact absorption
- Injection-molded polycarbonate shell is lightweight, compact and strong
- Nine intake and three exhaust vents feed into the internal air channels providing excellent ventilation
- Unique friction hinge visor is easily adjusted and secure
- Extra-large eye port for excellent field of vision
- Fully removable moisture wicking liner and cheek pads
- Nose guard provides excellent coverage from roost and is removable
- Two shell sizes and two EPS sizes engineered for optimum fit
- See helmet size guide below before ordering
- ECE 22.05 approved



SIZE	(A) BLACK/WHITE	(B) BLACK/HI-VIZ	(C) BLACK/BLUE	(D) RED/WHITE
XS	0110-5724	0110-5731	0110-5738	0110-5745
S	0110-5725	0110-5732	0110-5739	0110-5746
M	0110-5726	0110-5733	0110-5740	0110-5747
L	0110-5727	0110-5734	0110-5741	0110-5748
XL	0110-5728	0110-5735	0110-5742	0110-5749
2X	0110-5729	0110-5736	0110-5743	0110-5750
3X	0110-5730	0110-5737	0110-5744	0110-5751

SIZE CHART

SIZE	HAT SIZE	CENTIMETERS	INCHES	SIZE	HAT SIZE	CENTIMETERS	INCHES
XS	6 ⁵ / ₈ - 6 ³ / ₄	53 - 54	20 ⁷ / ₈ - 21 ¹ / ₄	XL	7 ⁵ / ₈ - 7 ³ / ₄	61 - 62	24 - 24 ³ / ₈
S	6 ⁷ / ₈ - 7	55 - 56	21 ⁵ / ₈ - 22	2X	7 ⁷ / ₈ - 8	63 - 64	24 ³ / ₄ - 25 ¹ / ₈
M	7 ¹ / ₈ - 7 ¹ / ₄	57 - 58	22 ³ / ₈ - 22 ³ / ₄	3X	8 ¹ / ₈ - 8 ¹ / ₄	65 - 66	25 ¹ / ₂ - 26
L	7 ³ / ₈ - 7 ¹ / ₂	59 - 60	23 ¹ / ₈ - 23 ¹ / ₂				



REPLACEMENT PARTS FOR F.I. SESSION HELMET

DESCRIPTION	PART #
VISORS	
Black/white	0132-1259
Black/hi-viz	0132-1260



0132-1259



0132-1260

DESCRIPTION	PART #
VISORS (CONT)	
Black/blue	0132-1261
Red/white	0132-1262